

Introduction to Machine Learning

CMU-10701

14. Principal Component Analysis

Barnabás Póczos



MACHINE LEARNING DEPARTMENT



Contents

- Motivation
- PCA algorithms
- Applications

Some of these slides are taken from

- Karl Booksh Research group
- Tom Mitchell
- Ron Parr

Motivation

PCA Applications

- Data Visualization
- Data Compression
- Noise Reduction

Data Visualization

Example:

- Given 53 blood and urine samples (features) from 65 people.
- How can we visualize the measurements?

Data Visualization

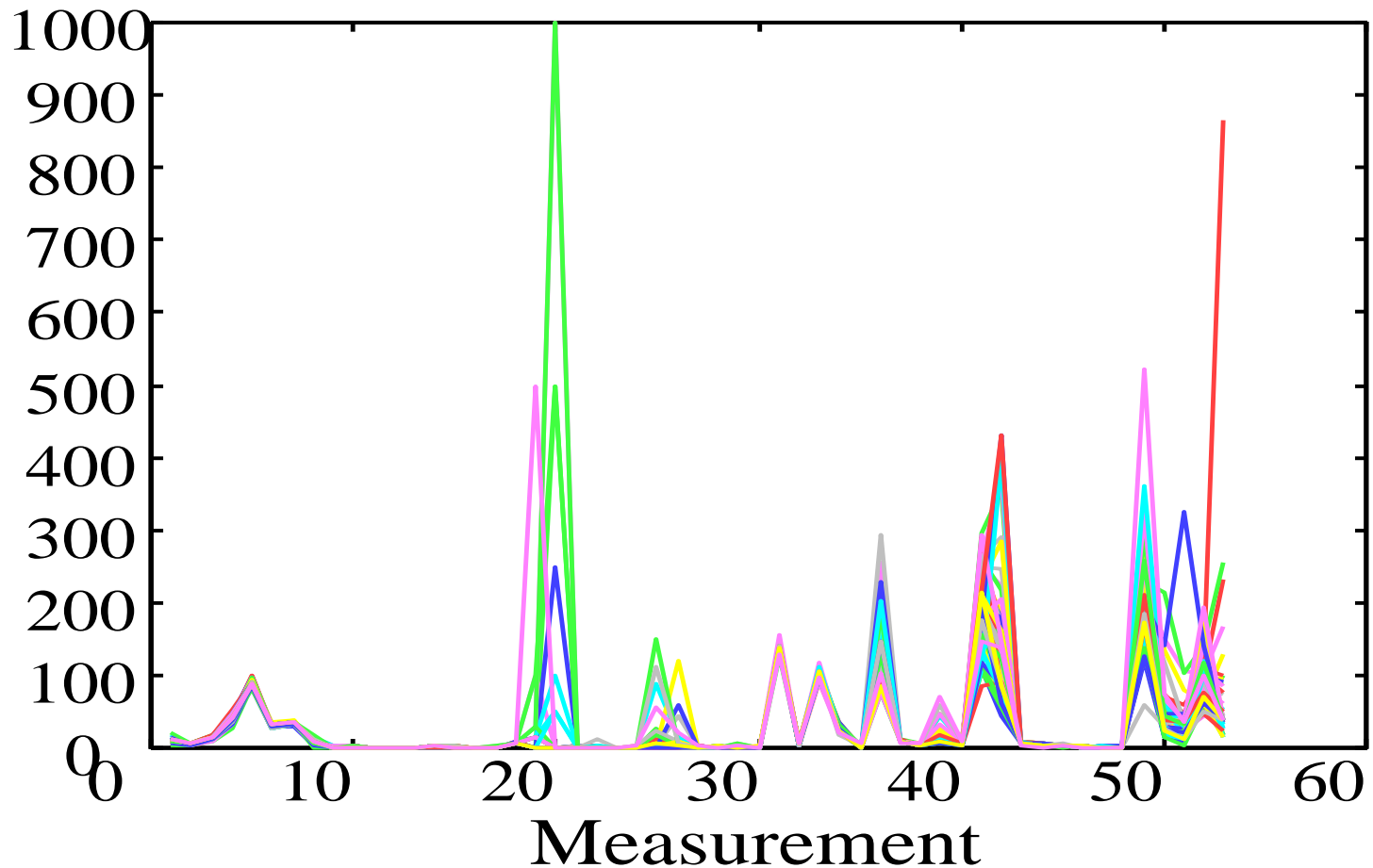
- Matrix format (65x53)

	H-WBC	H-RBC	H-Hgb	H-Hct	H-MCV	H-MCH	H-MCHC
A1	8.0000	4.8200	14.1000	41.0000	85.0000	29.0000	34.0000
A2	7.3000	5.0200	14.7000	43.0000	86.0000	29.0000	34.0000
A3	4.3000	4.4800	14.1000	41.0000	91.0000	32.0000	35.0000
A4	7.5000	4.4700	14.9000	45.0000	101.0000	33.0000	33.0000
A5	7.3000	5.5200	15.4000	46.0000	84.0000	28.0000	33.0000
A6	6.9000	4.8600	16.0000	47.0000	97.0000	33.0000	34.0000
A7	7.8000	4.6800	14.7000	43.0000	92.0000	31.0000	34.0000
A8	8.6000	4.8200	15.8000	42.0000	88.0000	33.0000	37.0000
A9	5.1000	4.7100	14.0000	43.0000	92.0000	30.0000	32.0000

Difficult to see the correlations between the features...

Data Visualization

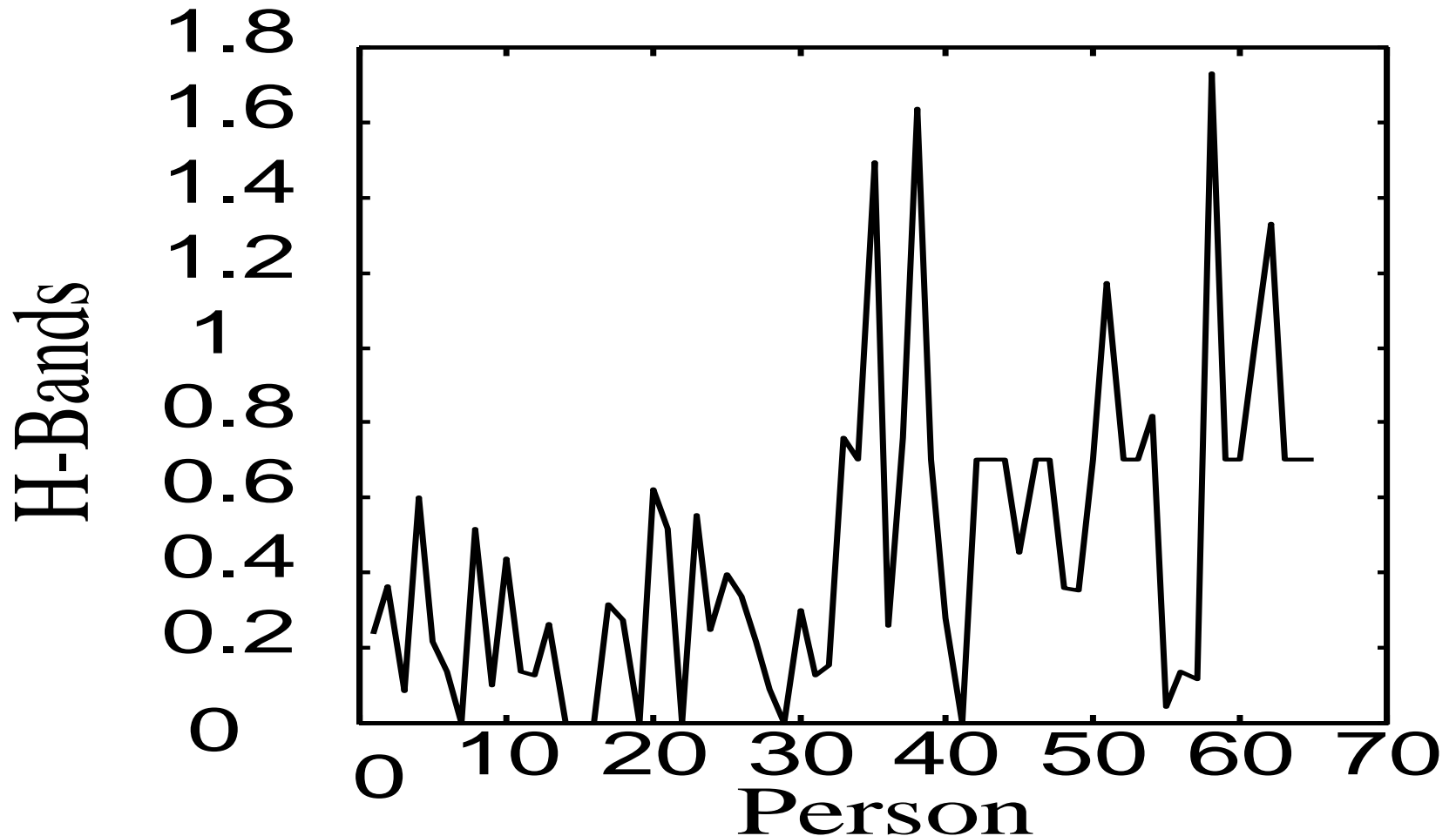
- Spectral format (65 curves, one for each person)



Difficult to compare the different patients...

Data Visualization

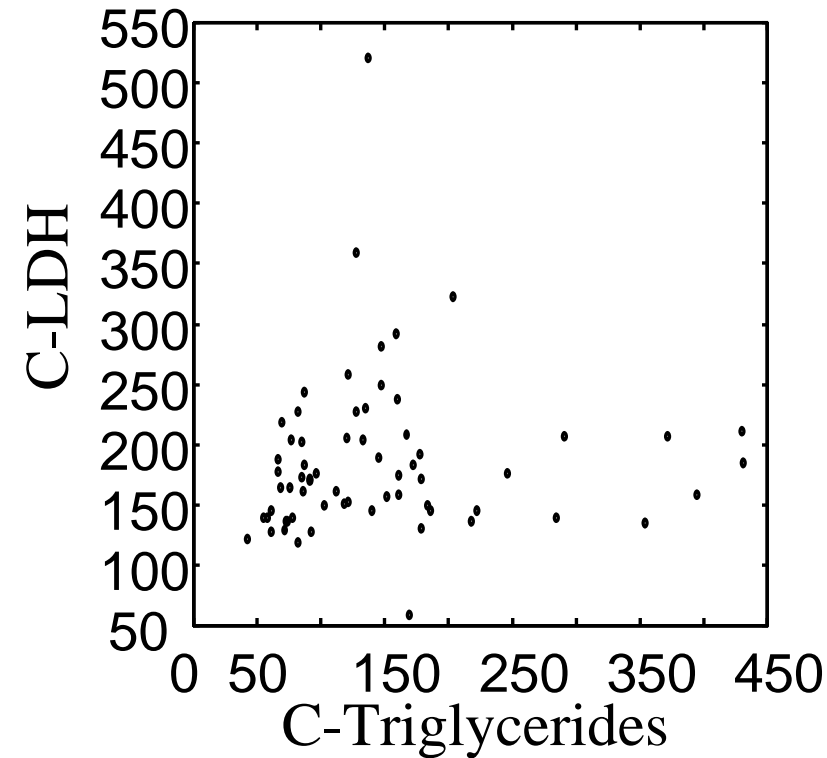
- Spectral format (53 pictures, one for each feature)



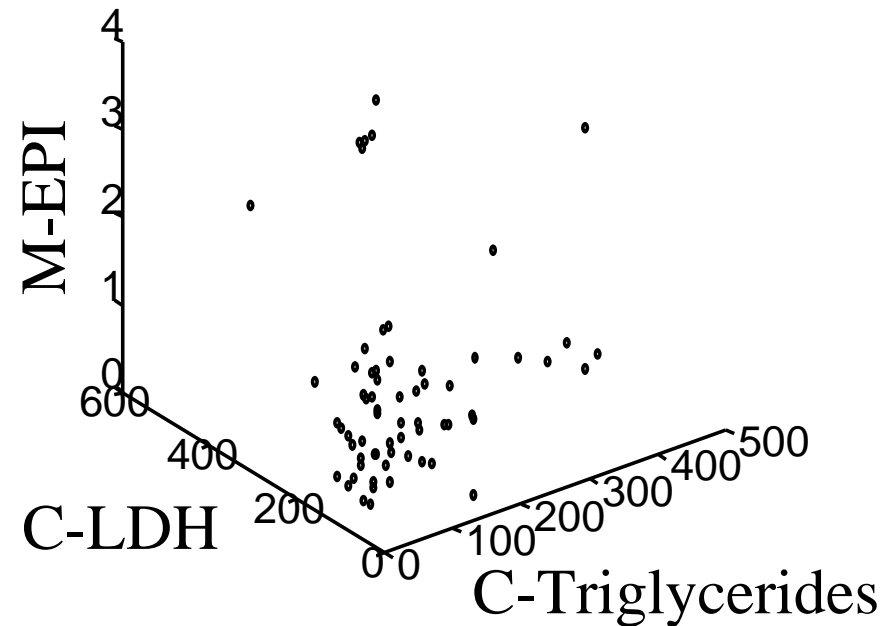
Difficult to see the correlations between the features...

Data Visualization

Bi-variate



Tri-variate



How can we visualize the other variables???

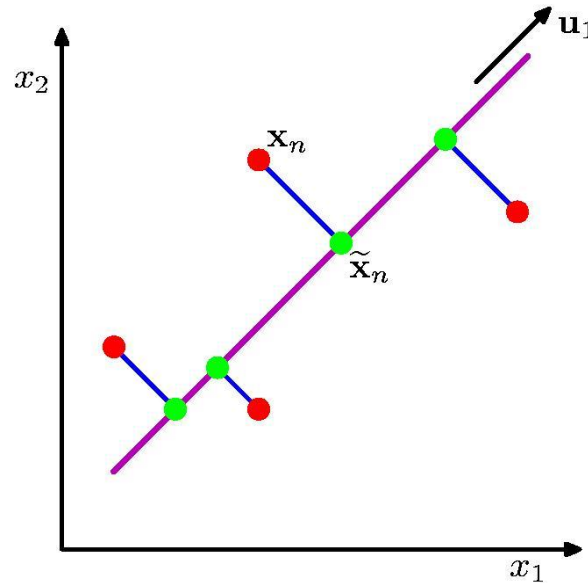
... difficult to see in 4 or higher dimensional spaces...

Data Visualization

- Is there a representation better than the coordinate axes?
- Is it really necessary to show all the 53 dimensions?
 - ... what if there are strong correlations between the features?
- How could we find the *smallest* subspace of the 53-D space that keeps the *most information* about the original data?
- A solution: **Principal Component Analysis**

PCA Algorithms

Principal Component Analysis



PCA:

Orthogonal projection of the data onto a lower-dimension linear space that...

- ❑ maximizes variance of projected data (purple line)
- ❑ minimizes mean squared distance between
 - data point and
 - projections (sum of blue lines)

Principal Component Analysis

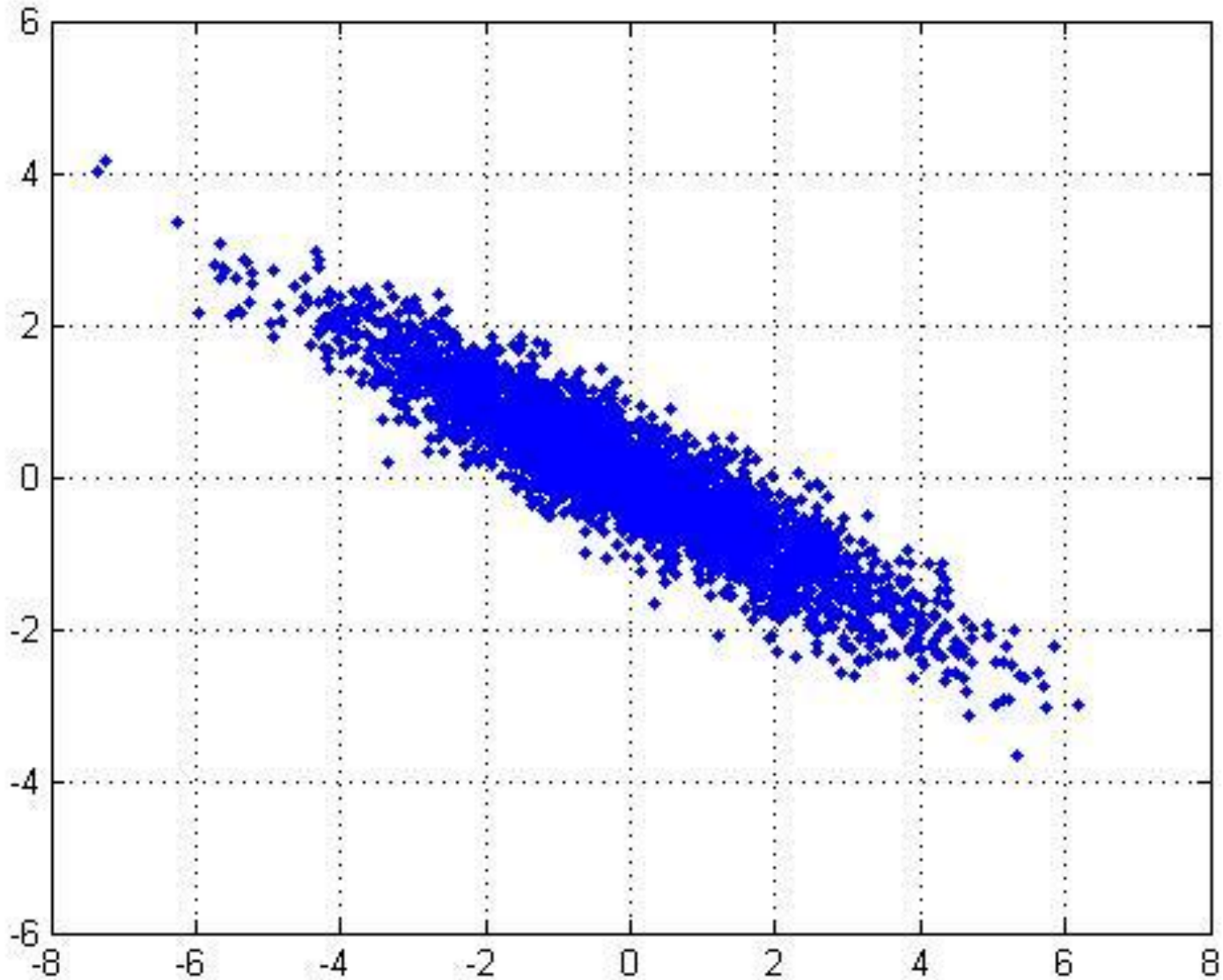
Idea:

- Given data points in a d -dimensional space, project them into a **lower dimensional** space while **preserving as much information** as possible.
 - Find best planar approximation to 3D data
 - Find best 12-D approximation to 10^4 -D data
- In particular, choose projection that **minimizes *squared error*** in reconstructing the original data.

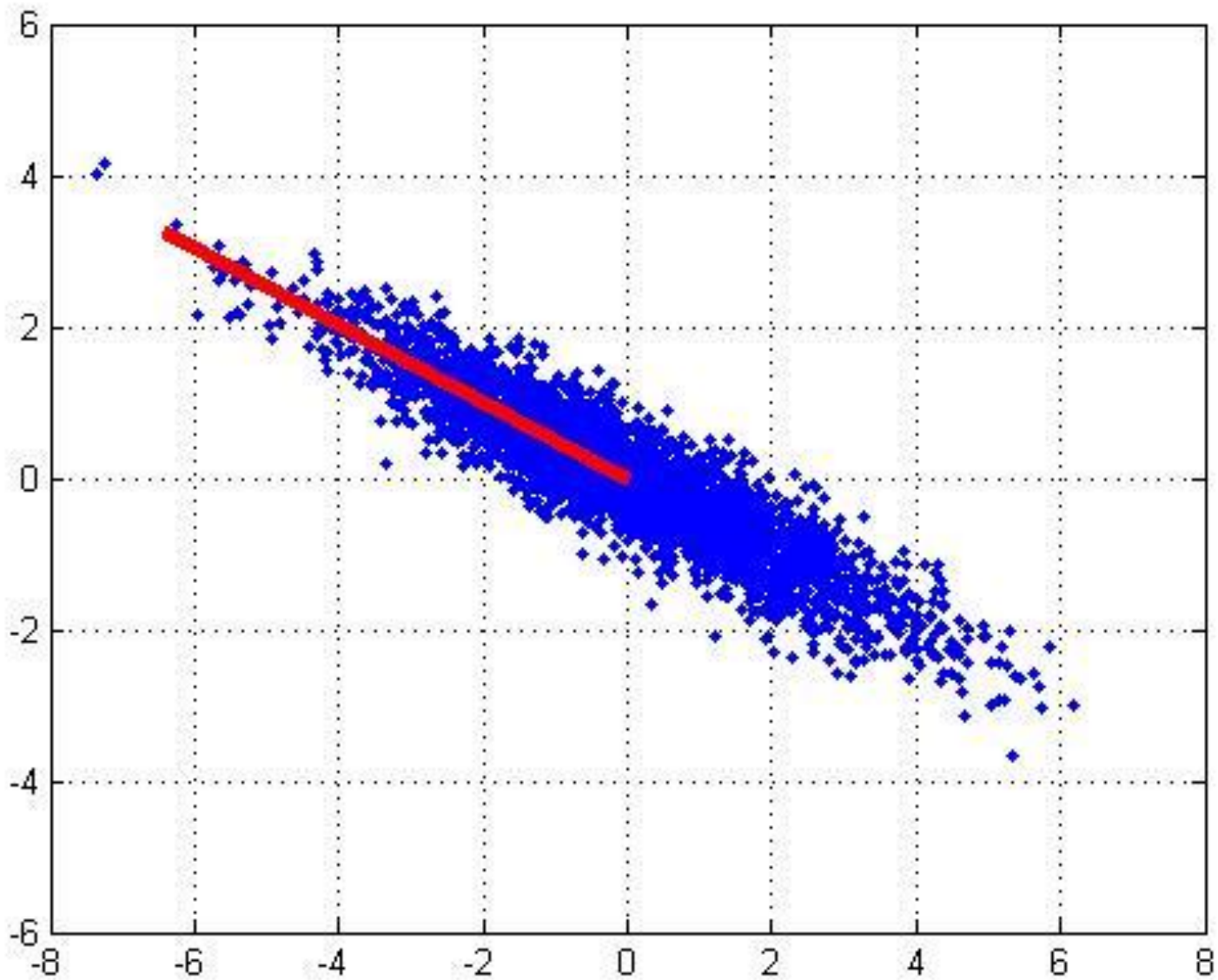
Principal Component Analysis

- ❑ **PCA Vectors** originate from the center of mass.
- ❑ Principal component #1: points in the direction of the **largest variance**.
- ❑ Each subsequent principal component
 - is **orthogonal** to the previous ones, and
 - points in the directions of the **largest variance of the residual subspace**

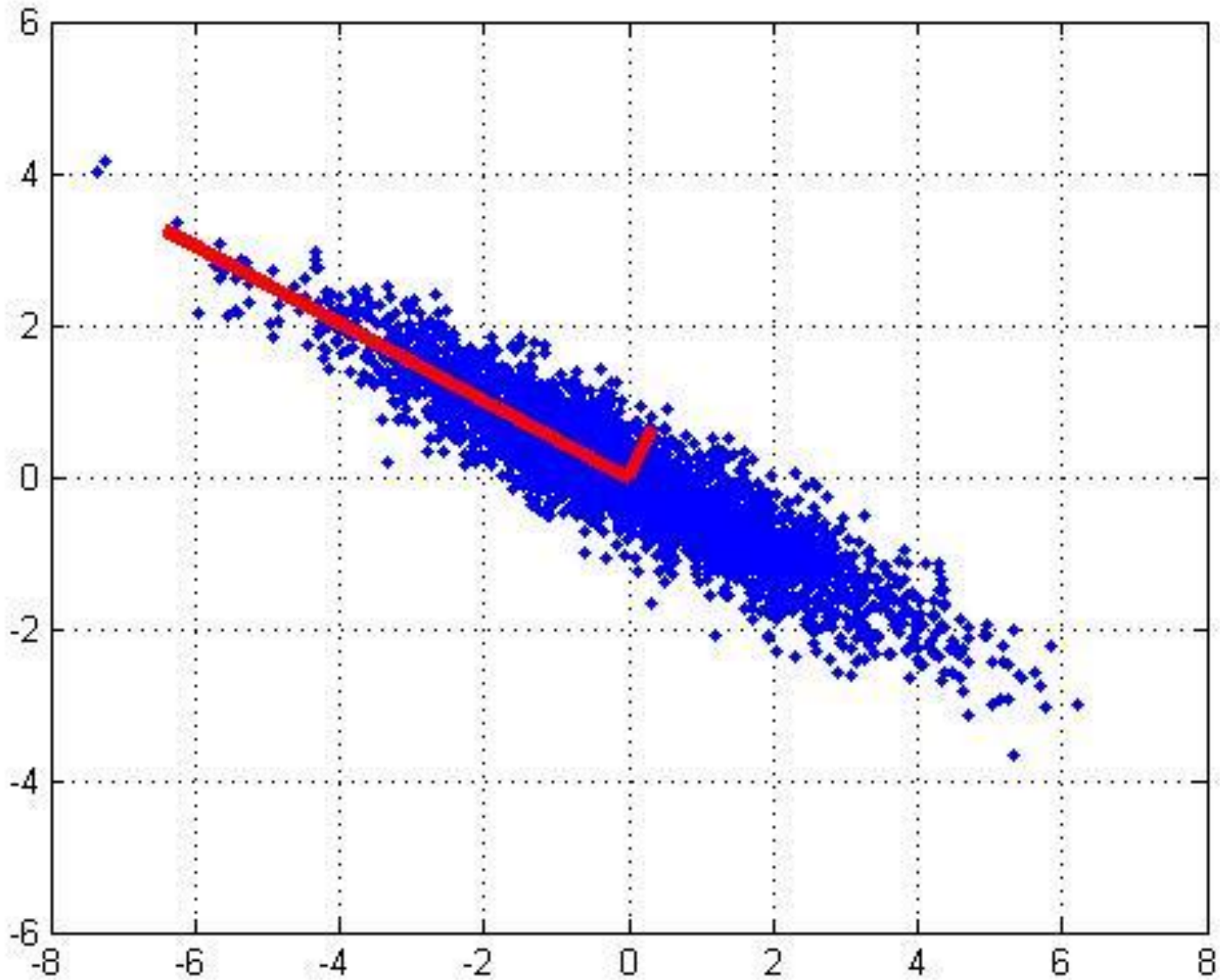
2D Gaussian dataset



1st PCA axis



2nd PCA axis



PCA algorithm I (sequential)

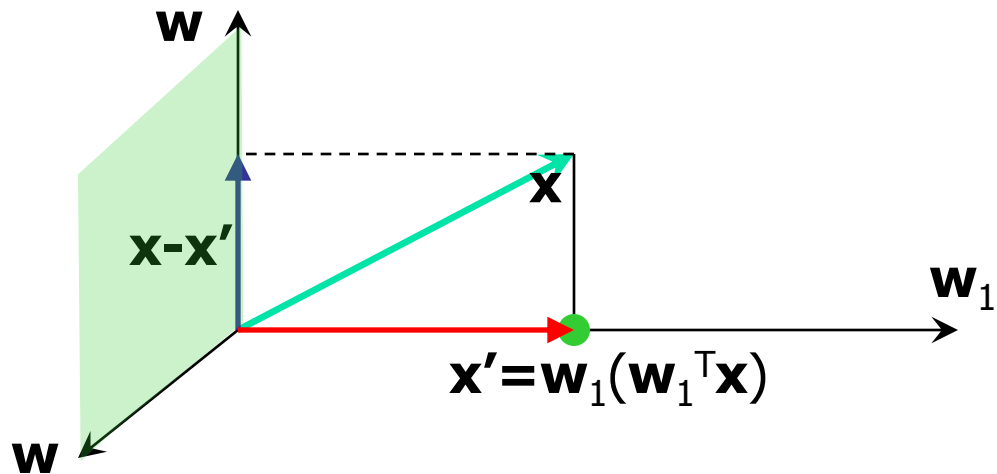
Given the **centered** data $\{\mathbf{x}_1, \dots, \mathbf{x}_m\}$, compute the principal vectors:

$$\mathbf{w}_1 = \arg \max_{\|\mathbf{w}\|=1} \frac{1}{m} \sum_{i=1}^m \{(\mathbf{w}^T \mathbf{x}_i)^2\} \quad \text{1st PCA vector}$$

We maximize the variance of projection of \mathbf{x}

$$\mathbf{w}_2 = \arg \max_{\|\mathbf{w}\|=1} \frac{1}{m} \sum_{i=1}^m \{[\mathbf{w}^T (\mathbf{x}_i - \underbrace{\mathbf{w}_1 \mathbf{w}_1^T \mathbf{x}_i}_{\mathbf{x}' \text{ PCA reconstruction}})]^2\} \quad k^{\text{th}} \text{ PCA vector}$$

We maximize the variance of the projection in the residual subspace



PCA algorithm I (sequential)

Given $\mathbf{w}_1, \dots, \mathbf{w}_{k-1}$, we calculate \mathbf{w}_k principal vector as before:

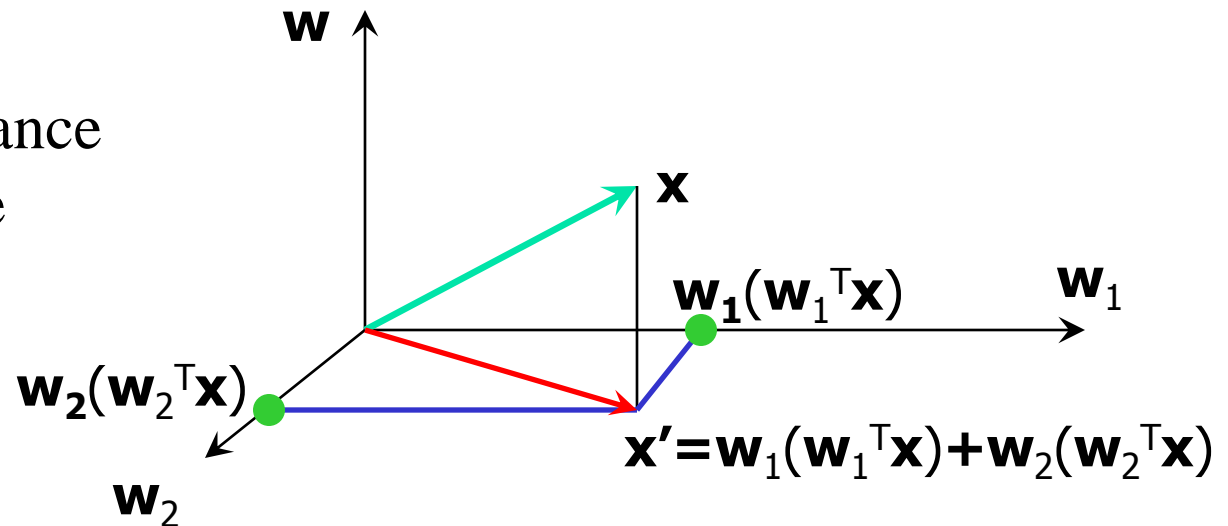
Maximize the variance of projection of \mathbf{x}

$$\mathbf{w}_k = \arg \max_{\|\mathbf{w}\|=1} \frac{1}{m} \sum_{i=1}^m \left\{ \underbrace{[\mathbf{w}^T (\mathbf{x}_i - \sum_{j=1}^{k-1} \mathbf{w}_j \mathbf{w}_j^T \mathbf{x}_i)]^2}_{\mathbf{x}' \text{ PCA reconstruction}} \right\}$$

k^{th} PCA vector

\mathbf{x}' PCA reconstruction

We maximize the variance of the projection in the residual subspace



Animation

PCA algorithm II (sample covariance matrix)

- Given data $\{\mathbf{x}_1, \dots, \mathbf{x}_m\}$, compute covariance matrix Σ

$$\Sigma = \frac{1}{m} \sum_{i=1}^m (\mathbf{x}_i - \bar{\mathbf{x}})(\mathbf{x}_i - \bar{\mathbf{x}})^T$$

where

$$\bar{\mathbf{x}} = \frac{1}{m} \sum_{i=1}^m \mathbf{x}_i$$

- PCA** basis vectors = the eigenvectors of Σ
- Larger eigenvalue \Rightarrow more important eigenvectors

PCA algorithm II (sample covariance matrix)

PCA algorithm(\mathbf{X} , k): top k eigenvalues/eigenvectors

% $\underline{\mathbf{X}}$ = $N \times m$ data matrix,

% ... each data point \mathbf{x}_i = column vector, $i=1..m$

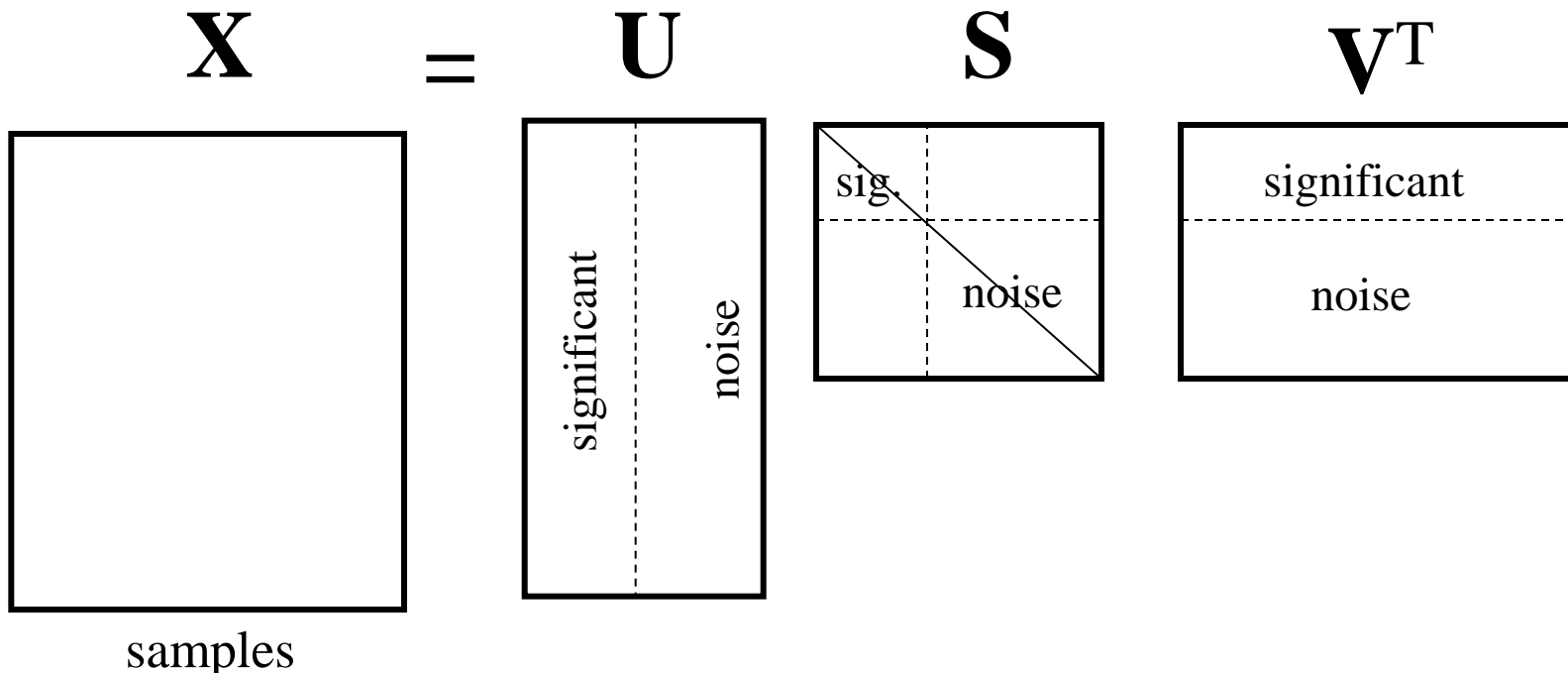
- $\underline{\mathbf{x}} = \frac{1}{m} \sum_{i=1}^m \mathbf{x}_i$
- $\mathbf{X} \leftarrow$ subtract mean $\underline{\mathbf{x}}$ from each column vector \mathbf{x}_i in $\underline{\mathbf{X}}$
- $\Sigma \leftarrow \mathbf{X}\mathbf{X}^T$... covariance matrix of \mathbf{X}
- $\{ \lambda_i, \mathbf{u}_i \}_{i=1..N}$ = eigenvectors/eigenvalues of Σ
... $\lambda_1 \geq \lambda_2 \geq \dots \geq \lambda_N$
- Return $\{ \lambda_i, \mathbf{u}_i \}_{i=1..k}$
% top k PCA components

PCA algorithm III (SVD of the data matrix)

Singular Value Decomposition of the **centered** data matrix **X**.

$$\mathbf{X} = [\mathbf{x}_1, \dots, \mathbf{x}_m] \in \mathbb{R}^{N \times m}, \quad \begin{array}{l} m: \text{number of instances,} \\ N: \text{dimension} \end{array}$$

$$\mathbf{X}_{\text{features} \times \text{samples}} = \mathbf{U}\mathbf{S}\mathbf{V}^T$$



PCA algorithm III

- **Columns of U**

- the principal vectors, $\{ \mathbf{u}^{(1)}, \dots, \mathbf{u}^{(k)} \}$
- orthogonal and has unit norm – so $\mathbf{U}^T \mathbf{U} = \mathbf{I}$
- Can reconstruct the data using linear combinations of $\{ \mathbf{u}^{(1)}, \dots, \mathbf{u}^{(k)} \}$

- **Matrix S**

- Diagonal
- Shows importance of each eigenvector

- **Columns of \mathbf{V}^T**

- The coefficients for reconstructing the samples

Applications

Face Recognition

- ❑ Want to identify specific person, based on facial image
- ❑ Robust to glasses, lighting, ...
 - ⇒ Can't just use the given 256 x 256 pixels



Applying PCA: Eigenfaces

Method A: Build a PCA subspace for each person and check which subspace can reconstruct the test image the best

Method B: Build one PCA database for the whole dataset and then classify based on the weights.



❑ Example data set: Images of faces

- Famous Eigenface approach [Turk & Pentland], [Sirovich & Kirby]

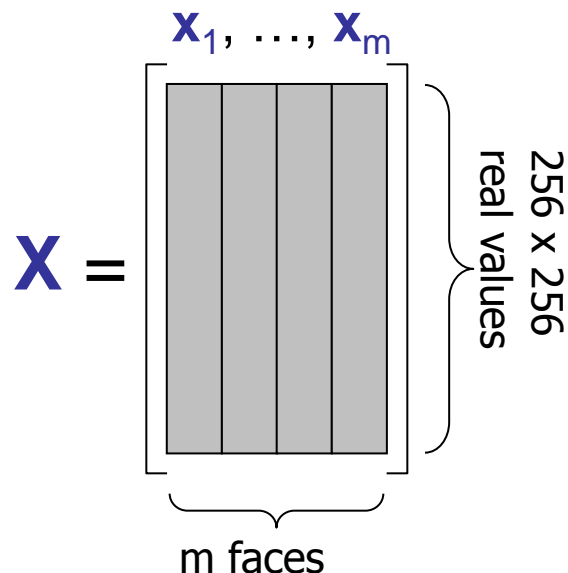
❑ Each face \mathbf{x} is ...

- 256×256 values (luminance at location)
- \mathbf{x} in $\mathfrak{R}^{256 \times 256}$ (view as 64K dim vector)

❑ Form $\mathbf{X} = [\mathbf{x}_1, \dots, \mathbf{x}_m]$ **centered** data mtx

❑ Compute $\Sigma = \mathbf{X}\mathbf{X}^T$

❑ Problem: Σ is $64\text{K} \times 64\text{K}$... HUGE!!!



Computational Complexity

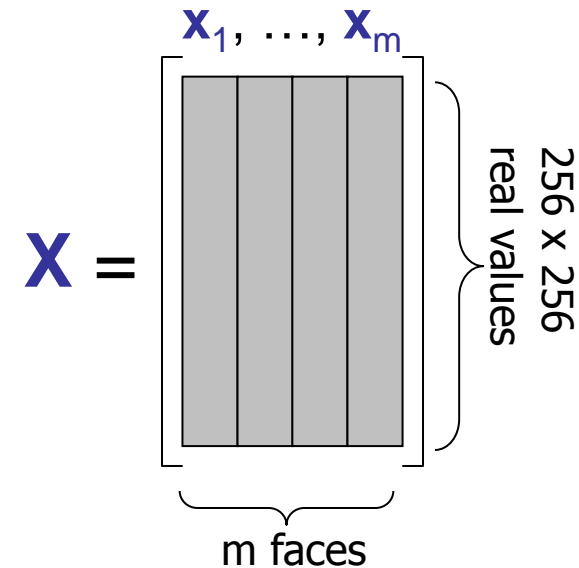
- Suppose m instances, each of size N
 - Eigenfaces: $m=500$ faces, each of size $N=64K$
- Given $N \times N$ covariance matrix Σ , can compute
 - all N eigenvectors/eigenvalues in $O(N^3)$
 - first k eigenvectors/eigenvalues in $O(k N^2)$
- But if $N=64K$, EXPENSIVE!

A Clever Workaround

- Note that $m \ll 64K$
- Use $\mathbf{L} = \mathbf{X}^T \mathbf{X}$ instead of $\mathbf{\Sigma} = \mathbf{X} \mathbf{X}^T$
- If \mathbf{v} is eigenvector of \mathbf{L}
then $\mathbf{X} \mathbf{v}$ is eigenvector of $\mathbf{\Sigma}$

Proof:

$$\begin{aligned}\mathbf{L} \mathbf{v} &= \gamma \mathbf{v} \\ \mathbf{X}^T \mathbf{X} \mathbf{v} &= \gamma \mathbf{v} \\ \mathbf{X} (\mathbf{X}^T \mathbf{X} \mathbf{v}) &= \mathbf{X} (\gamma \mathbf{v}) = \gamma \mathbf{X} \mathbf{v} \\ (\mathbf{X} \mathbf{X}^T) \mathbf{X} \mathbf{v} &= \gamma (\mathbf{X} \mathbf{v}) \\ \mathbf{\Sigma} (\mathbf{X} \mathbf{v}) &= \gamma (\mathbf{X} \mathbf{v})\end{aligned}$$



Principle Components (Method B)



Reconstructing... (Method B)



- ❑ ... faster if train with...
 - only people w/out glasses
 - same lighting conditions

Shortcomings

- ❑ Requires carefully controlled data:
 - All faces centered in frame
 - Same size
 - Some sensitivity to angle

- ❑ Method is completely knowledge free
 - (sometimes this is good!)
 - Doesn't know that faces are wrapped around 3D objects (heads)
 - Makes no effort to preserve class distinctions

Happiness subspace (method A)



Disgust subspace (method A)



Facial Expression Recognition Movies



Facial Expression Recognition Movies



Facial Expression Recognition Movies

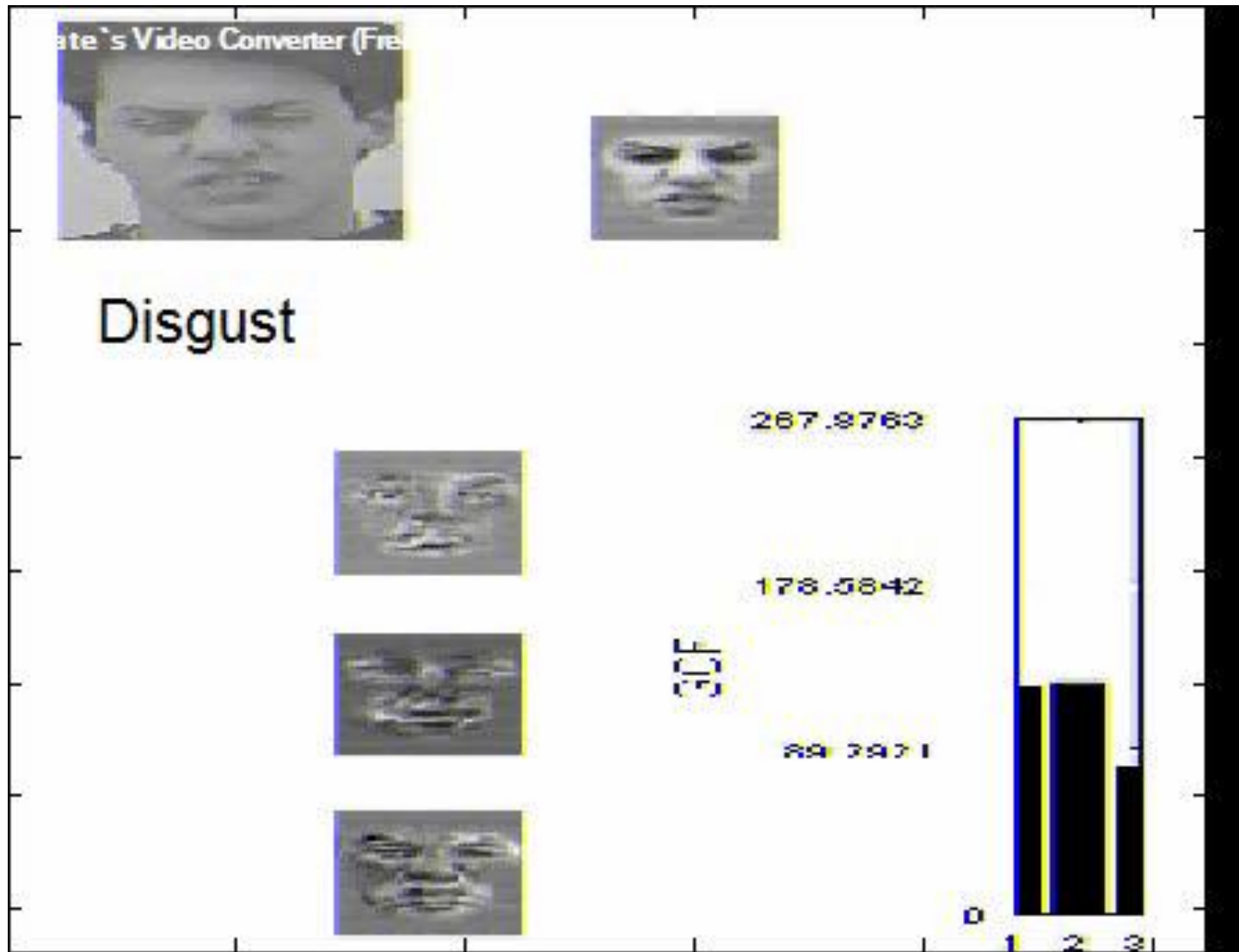


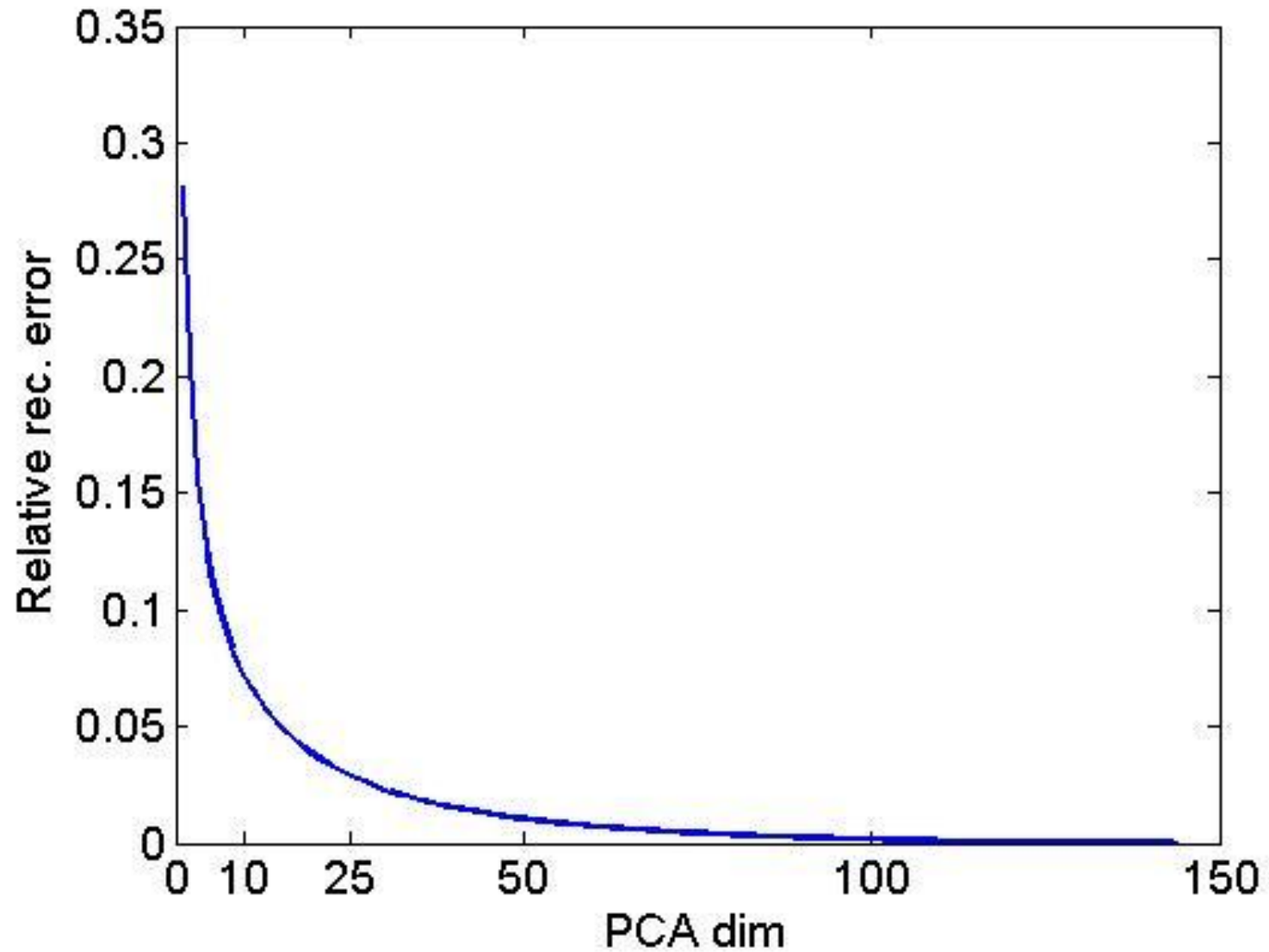
Image Compression

Original Image



- Divide the original 372x492 image into patches:
 - Each patch is an instance that contains 12x12 pixels on a grid
- View each as a 144-D vector

L_2 error and PCA dim



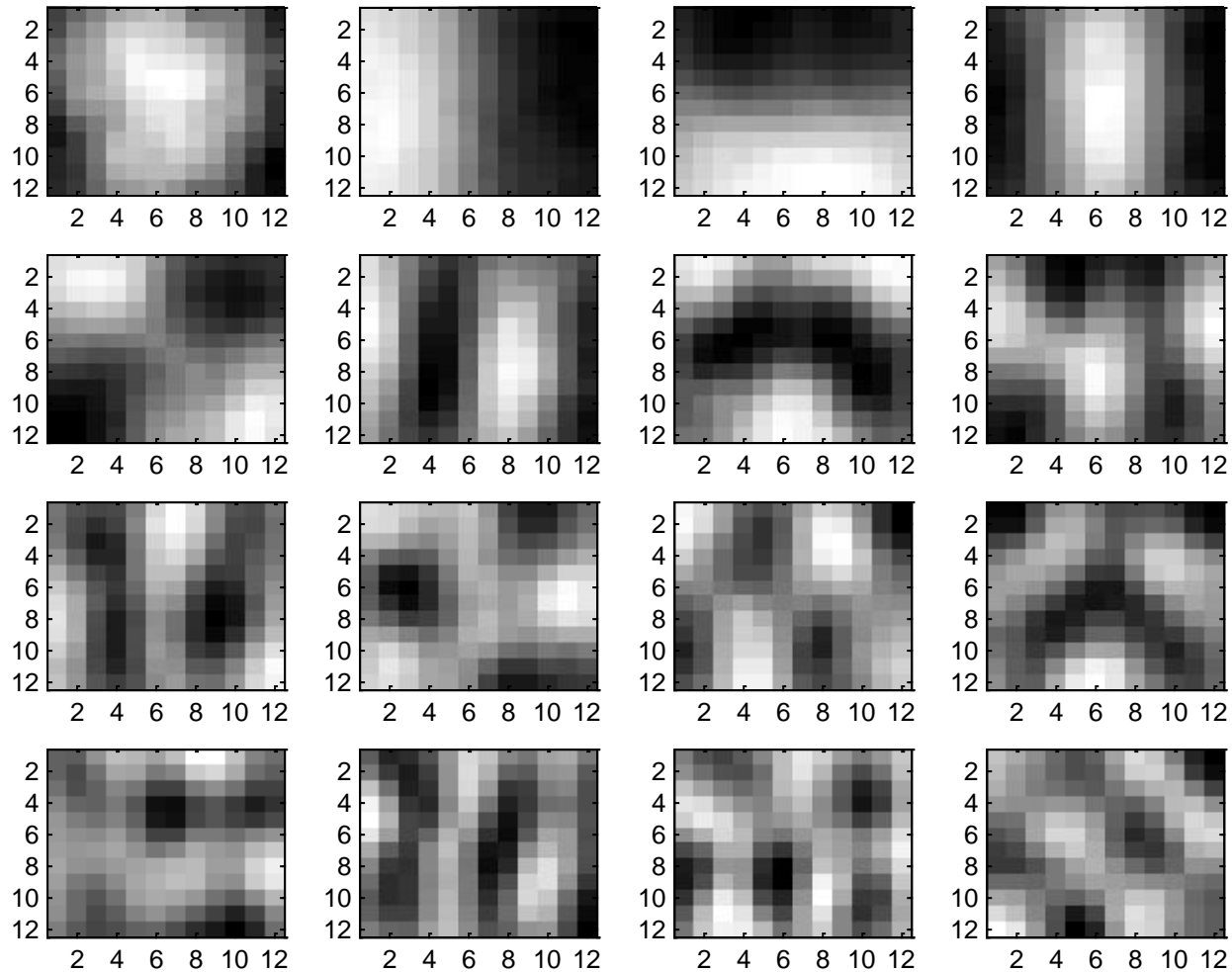
PCA compression: 144D \Rightarrow 60D



PCA compression: 144D \Rightarrow 16D



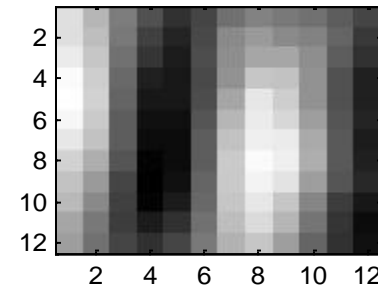
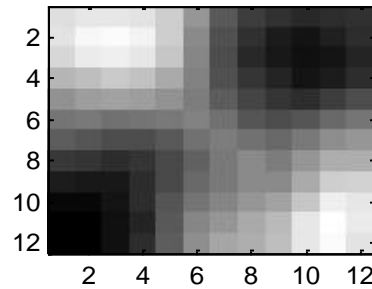

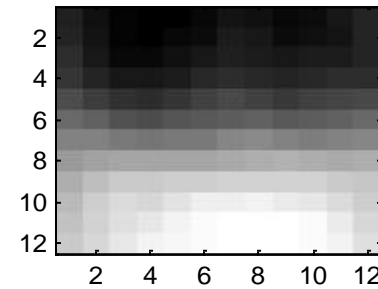
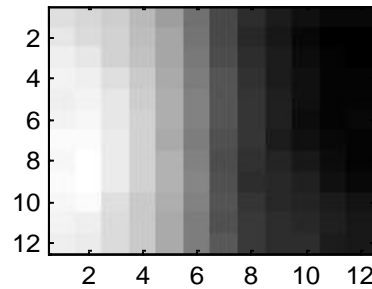
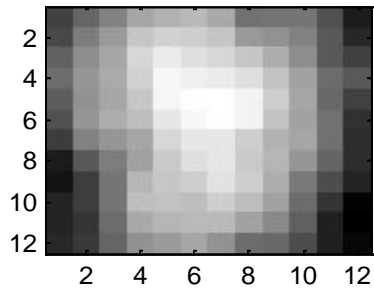
16 most important eigenvectors



PCA compression: 144D \Rightarrow 6D



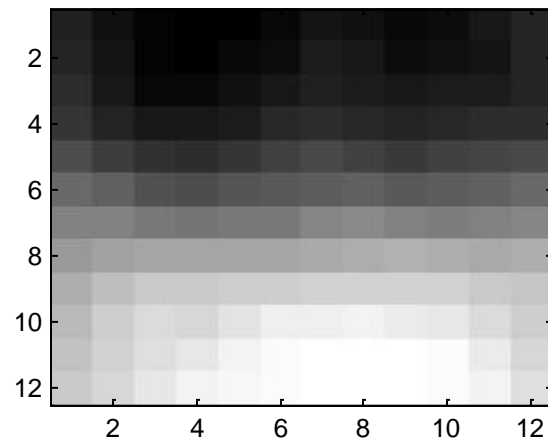
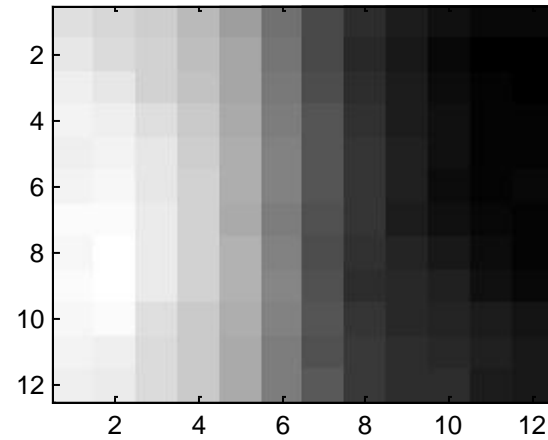
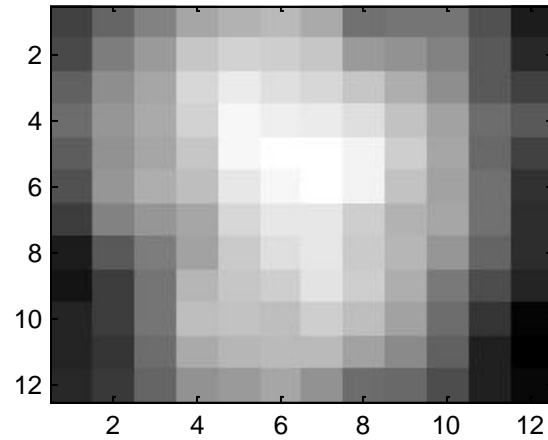
6 most important eigenvectors




PCA compression: 144D \Rightarrow 3D




3 most important eigenvectors



PCA compression: 144D \Rightarrow 1D




60 most important eigenvectors



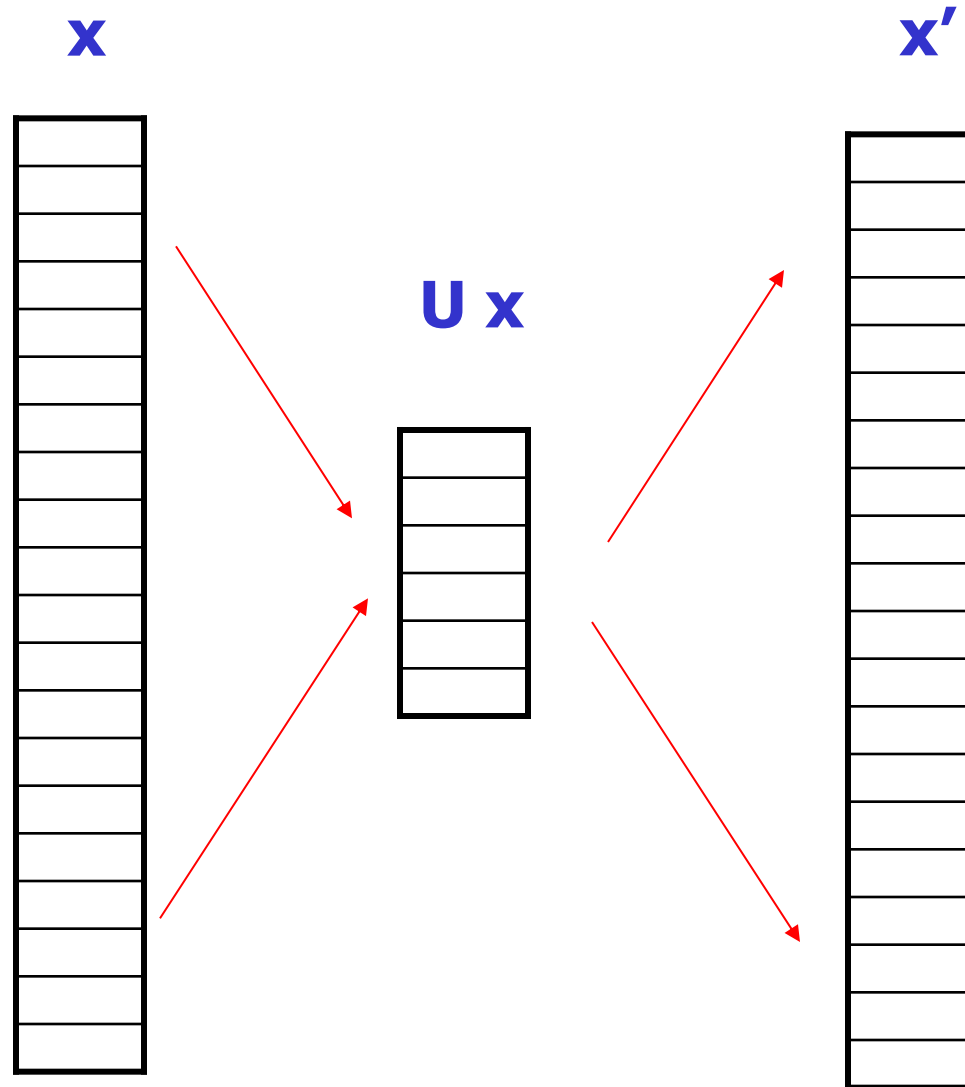
Looks like the discrete cosine bases of JPG!...

2D Discrete Cosine Basis



Noise Filtering

Noise Filtering



Noisy image

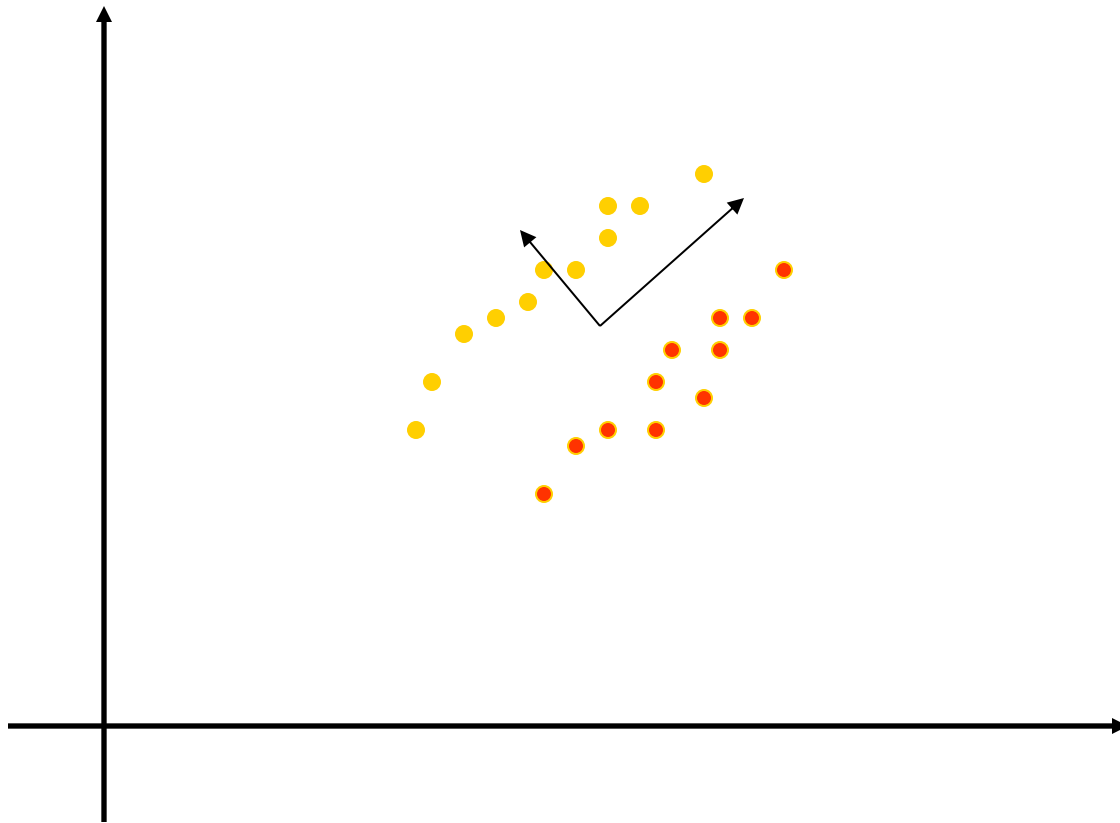


Denoised image using 15 PCA components



PCA Shortcomings

Problematic Data Set for PCA



PCA doesn't know labels!

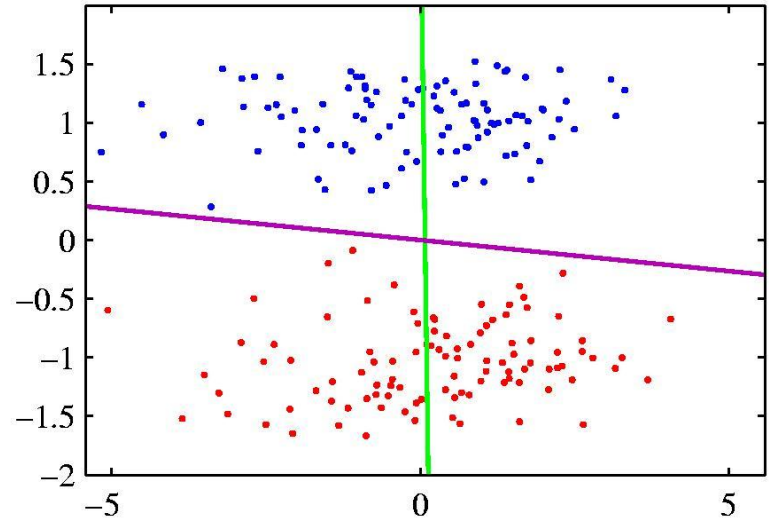
PCA vs Fisher Linear Discriminant

- PCA maximizes variance, *independent of class*


⇒ magenta

- FLD attempts to separate classes

⇒ green line



Problematic Data Set for PCA



PCA cannot capture NON-LINEAR structure!

PCA Conclusions

❑ PCA

- finds orthonormal basis for data
- Sorts dimensions in order of “importance”
- Discard low significance dimensions

❑ Uses:

- Get compact description
- Ignore noise
- Improve classification (hopefully)

❑ Not magic:

- Doesn't know class labels
- Can only capture linear variations

❑ One of many tricks to reduce dimensionality!

Kernel PCA

Kernel PCA

Performing PCA in the feature space

Let $\mathbf{X} = [\mathbf{x}_1, \dots, \mathbf{x}_m] \in \mathbb{R}^{N \times m}$,

m : number of instances, N : dimension

Lemma

\mathbf{u} is eigenvector of $\Sigma \Rightarrow \mathbf{u}$ is a linear combination of the samples

Proof:

$$\lambda \mathbf{u} = \Sigma \mathbf{u} = \left(\frac{1}{m} \sum_{i=1}^m \mathbf{x}_i \mathbf{x}_i^T \right) \mathbf{u} = \frac{1}{m} \sum_{i=1}^m (\mathbf{x}_i^T \mathbf{u}) \mathbf{x}_i$$

$$\Rightarrow \mathbf{u} = \sum_{i=1}^m \underbrace{\frac{(\mathbf{x}_i^T \mathbf{u})}{\lambda m}}_{\alpha_i} \mathbf{x}_i = \sum_{i=1}^m \alpha_i \mathbf{x}_i$$

Kernel PCA

$$\mathbf{u} = \sum_{i=1}^m \frac{(\mathbf{x}_i^T \mathbf{u})}{\underbrace{\lambda m}_{\alpha_i}} \mathbf{x}_i = \sum_{i=1}^m \alpha_i \mathbf{x}_i \quad \mathbf{X} = [\mathbf{x}_1, \dots, \mathbf{x}_m] \in \mathbb{R}^{N \times m},$$

Lemma

To calculate $\alpha \in \mathbb{R}^m$

- just use inner products (Gram matrix): $K_{ij} = \mathbf{x}_i^T \mathbf{x}_j$
- don't need the actual values of \mathbf{x}_i

Kernel PCA

Proof

$$\Sigma \mathbf{u} = \lambda \mathbf{u}, \quad \mathbf{u} = \sum_{j=1}^m \alpha_j \mathbf{x}_j$$

$$\Rightarrow \mathbf{x}_i^T \Sigma \mathbf{u} = \lambda \mathbf{x}_i^T \mathbf{u}$$

$$\Rightarrow \mathbf{x}_i^T \left(\frac{1}{m} \sum_{k=1}^m \mathbf{x}_k \mathbf{x}_k^T \right) \left(\sum_{j=1}^m \alpha_j \mathbf{x}_j \right) = \lambda \mathbf{x}_i^T \left(\sum_{j=1}^m \alpha_j \mathbf{x}_j \right)$$

$$\Rightarrow \frac{1}{m} \sum_{k=1}^m \sum_{j=1}^m (\mathbf{x}_i^T \mathbf{x}_k) (\mathbf{x}_k^T \mathbf{x}_j) \alpha_j = \lambda \sum_{j=1}^m (\mathbf{x}_i^T \mathbf{x}_j) \alpha_j$$

$$\Rightarrow \frac{1}{m} \mathbf{K}^2 \boldsymbol{\alpha} = \lambda \mathbf{K} \boldsymbol{\alpha} \quad \text{where } \mathbf{K} \in \mathbb{R}^{m \times m}$$

$$\Rightarrow \mathbf{K} \boldsymbol{\alpha} = m \lambda \boldsymbol{\alpha} \quad \text{If } \mathbf{K} \text{ is invertible (strictly pos def)}$$

Kernel PCA

□ How to use α to calculate the projection of a new sample t ?

$$\mathbf{u}^T \mathbf{t} = \left(\sum_{j=1}^m \alpha_j \mathbf{x}_j \right)^T \mathbf{t} = \sum_{j=1}^m \alpha_j K(\mathbf{x}_j, \mathbf{t})$$

Again, we don't need values of \mathbf{x}_j !

Let $K_{i,j} = \langle \phi(\mathbf{x}_i), \phi(\mathbf{x}_j) \rangle$

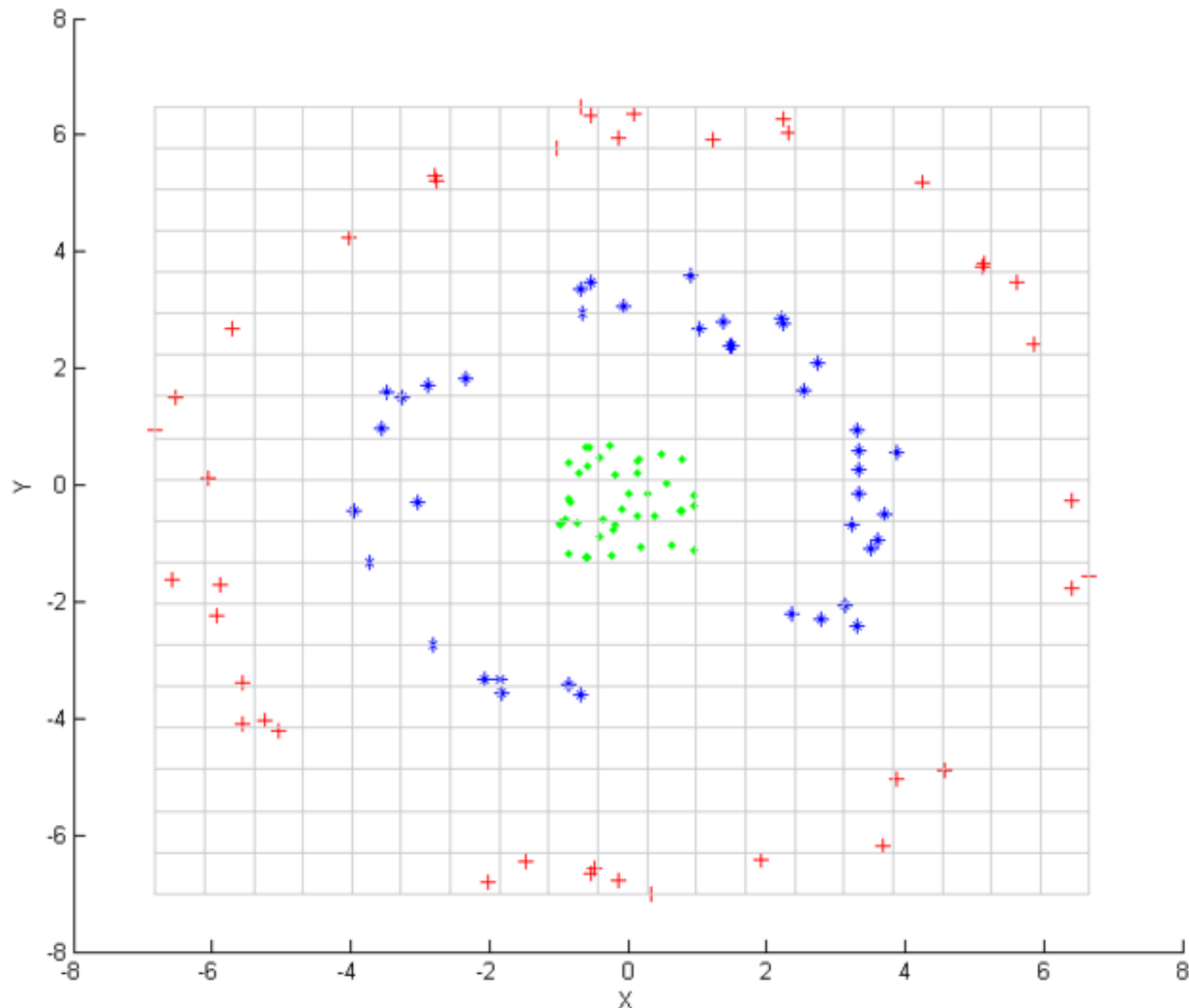
Where was I cheating? 😊

The data should be centered in the feature space, too!

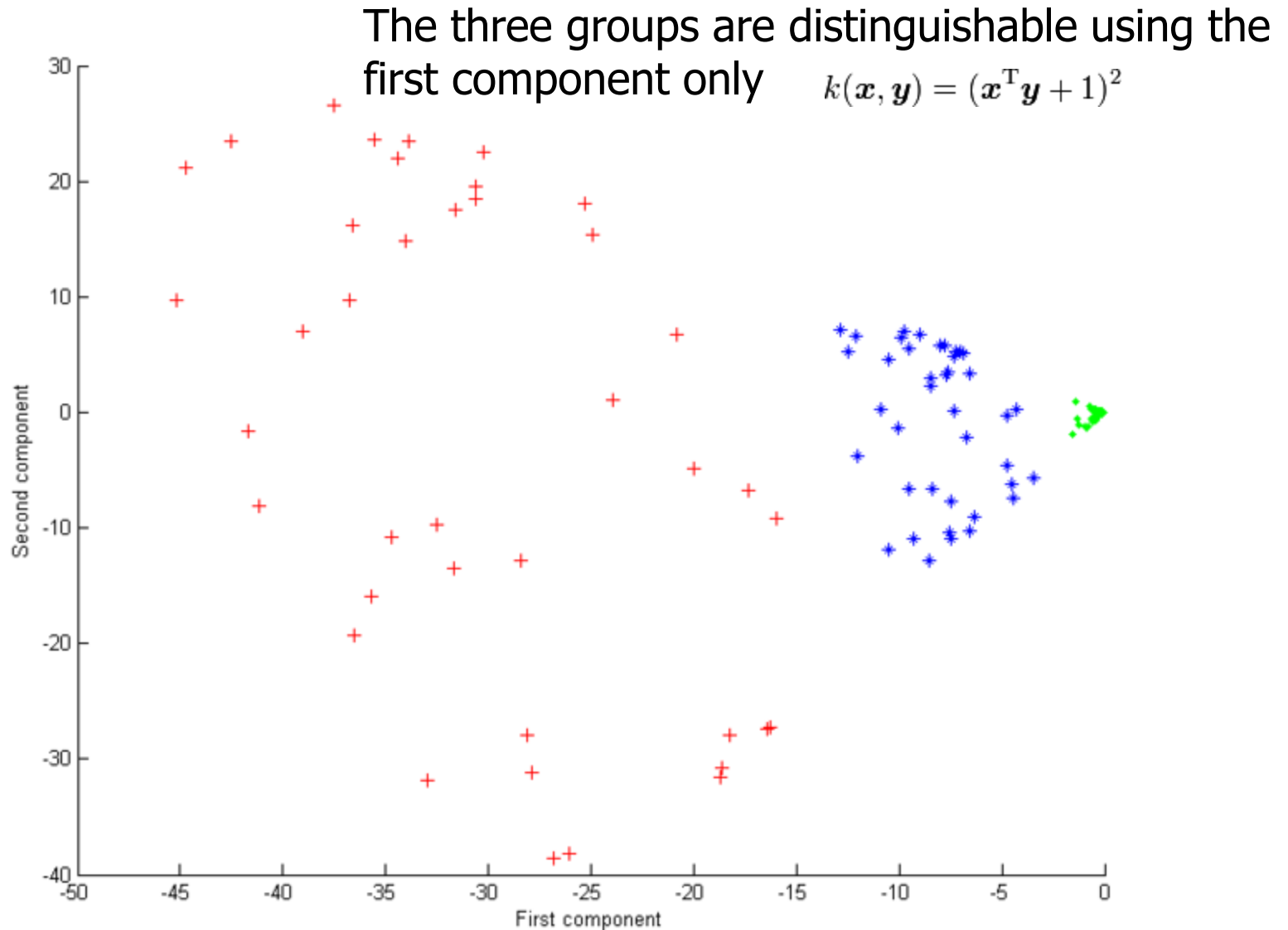
But this is manageable...

$$\tilde{K}_{i,j} \doteq \left\langle \phi(\mathbf{x}_i) - \frac{1}{m} \sum_{k=1}^m \phi(\mathbf{x}_k), \quad \phi(\mathbf{x}_j) - \frac{1}{m} \sum_{k=1}^m \phi(\mathbf{x}_k) \right\rangle_{64}$$

Input points before kernel PCA



Output after kernel PCA



PCA Theory

Justification of Algorithm II

Let $\mathbf{x} \in \mathbb{R}^N$

Let $\mathbf{X} = [\mathbf{x}_1, \dots, \mathbf{x}_m] \in \mathbb{R}^{N \times m}$,
 m : number of instances, N : dimension

Let $\mathbf{U} = \begin{pmatrix} \mathbf{u}_1^T \\ \vdots \\ \mathbf{u}_N^T \end{pmatrix} \in \mathbb{R}^{N \times N}$ orthogonal matrix, $\mathbf{U}\mathbf{U}^T = \mathbf{I}_N$

$$\mathbf{y} \doteq \mathbf{U}\mathbf{x}, \quad \mathbf{x} = \mathbf{U}^T\mathbf{y} = \sum_{i=1}^N \mathbf{u}_i y_i$$


$\hat{\mathbf{x}} \doteq \sum_{i=1}^M \mathbf{u}_i y_i$, ($M \leq N$) approximation of \mathbf{x}
using M basis vectors only.

$$\varepsilon^2 \doteq \mathbb{E}\{\|\mathbf{x} - \hat{\mathbf{x}}\|^2\} = \frac{1}{m} \sum_{j=1}^m \|\mathbf{x}_j - \hat{\mathbf{x}}_j\|^2, \text{ average error}$$

GOAL:

$$\arg \min_{\mathbf{U}} \varepsilon^2, \text{ s.t. } \mathbf{U}^T\mathbf{U} = \mathbf{I}_N$$

Justification of Algorithm II

$$\begin{aligned}\varepsilon^2 &= \mathbb{E}\{\|\mathbf{x} - \hat{\mathbf{x}}\|^2\} = \mathbb{E}\left\{\left\|\sum_{i=1}^N \mathbf{u}_i y_i - \sum_{i=1}^M \mathbf{u}_i y_i\right\|^2\right\} \\ &= \mathbb{E}\left\{\sum_{i=M+1}^N y_i \mathbf{u}_i^T \mathbf{u}_i y_i\right\} = \sum_{i=M+1}^N \mathbb{E}\{y_i^2\} \\ &= \sum_{i=M+1}^N \mathbb{E}\{(\mathbf{u}_i^T \mathbf{x})(\mathbf{x}^T \mathbf{u}_i)\} \\ &= \sum_{i=M+1}^N \mathbf{u}_i^T \mathbb{E}\{\mathbf{x}\mathbf{x}^T\} \mathbf{u}_i \quad \mathbf{x} \text{ is centered!} \\ &= \sum_{i=M+1}^N \mathbf{u}_i^T \boldsymbol{\Sigma} \mathbf{u}_i\end{aligned}$$


Justification of Algorithm II

GOAL: $\arg \min_{\mathbf{u}_{M+1}, \dots, \mathbf{u}_N} \varepsilon^2$

Use Lagrange-multipliers for the constraints.

$$\begin{aligned} L &= \varepsilon^2 - \sum_{i=M+1}^N \lambda_i (\mathbf{u}_i^T \mathbf{u}_i - 1) \\ &= \sum_{i=M+1}^N \mathbf{u}_i^T \Sigma \mathbf{u}_i - \sum_{i=M+1}^N \lambda_i (\mathbf{u}_i^T \mathbf{u}_i - 1) \end{aligned}$$

$$\frac{\partial L}{\partial \mathbf{u}_i} = [2\Sigma \mathbf{u}_i - 2\lambda_i \mathbf{u}_i] = 0$$

Justification of Algorithm II

$$\frac{\partial L}{\partial \mathbf{u}_i} = [2\Sigma\mathbf{u}_i - 2\lambda_i\mathbf{u}_i] = 0 \Rightarrow \Sigma\mathbf{u}_i = \lambda_i\mathbf{u}_i$$

$\Rightarrow [\mathbf{u}_i, \lambda_i] = \text{eigenvector/eigenvalue of } \Sigma.$

$$\varepsilon^2 = \sum_{i=M+1}^N \mathbf{u}_i^T \Sigma \mathbf{u}_i = \sum_{i=M+1}^N \mathbf{u}_i^T \lambda_i \mathbf{u}_i = \sum_{i=M+1}^N \lambda_i$$

The error ε^2 is minimal

if $\lambda_{M+1}, \dots, \lambda_N$ are the smallest eigenvalues of Σ ,

and $\mathbf{u}_{M+1}, \dots, \mathbf{u}_N$ are the corresponding eigenvectors.

Thanks for the Attention! 😊